

► **Code Number**

3370432

► **Description**

Exposed, Hardwire, sensor-activated Sloan ECOS® Hardwire high-efficiency water closet flushometer.

► **Flush Cycle**

1.28 gpf/4.8 Lpf

► **Specifications**

Quiet, Exposed, Diaphragm Type, Chrome Plated Closet Flushometer for either left or right hand supply (includes 9" electrical cable, right hand electrical rough-in may require 18" cable – consult factory) with the following features:

- Initial Set-up Range Indicator Light (first 10 minutes)
- User friendly three (3) second Flush Delay
- Sweat solder adapter with cover tube and cast wall flange with set screw
- Infrared Sensor with Multiple-focused, Lobular Sensing Fields for high and low target detection
- Latching Solenoid Operator
- Fixed Metering Bypass and No External Volume Adjustment to Ensure Water Conservation
- Flex Tube Diaphragm designed for improved life and reduced maintenance
- Engineered Metal Cover with replaceable Lens Window
- Line Powered with 6 VAC Step Down Transformer
- Free Spinning, Vandal Resistant Stop Cap
- ADA Compliant Sloan ECOS® Electronic Line Powered Infrared Sensor for automatic "No Hands" operation

Valve Body, Tailpiece and Control Stop shall be in conformance with ASTM Alloy Classification for Semi-Red Brass. Valve shall be in compliance with the applicable sections of ASSE 1037. Installation conforms to ADA requirements.

- 1" I.P.S. Screwdriver Bak-Chek® Angle Stop
- Courtesy Flush® Override Button
- Flush accuracy controlled by CID® technology
- Spud Coupling and Flange for 1 1/2" Top Spud
- High Chloramine Resistant PERMEX® Synthetic Rubber DFB Dual Filtered Bypass Diaphragm
- Diaphragm, Stop Seat and Vacuum Breaker to be molded from PERMEX® rubber compound for Chloramine resistance

► **Variations**

Polished Brass (PB / PVD Finish)

► **Accessories (Sold Separately)**

- EL-386 Transformer Plug-In (120 VAC/6 VAC)
- EL-451 Transformer Box-Mount (120 VAC/6 VAC 25VA)

See Accessories Section and Sloan ECOS® accessories section of the Sloan catalog for details on these and other Sloan ECOS® flushometer variations.



► **Automatic Operation**

Sloan ECOS® Flushometers can also be activated via multi-lobular infrared sensor. By detecting user presence and duration, the Sloan ECOS® Smart Sense Technology™ will determine the proper flush volume for unequalled water efficiency.

► **Functional & Hygienic**

Touchless, sensor operation eliminates the need for user contact to help control the spread of infectious diseases.

► **Patented**

D598,974

► **Compliance & Certifications**



This space for Architect/Engineer Approval

► **ROUGH-IN**

► Sentinel Flush

Automatic flush once every 72 hours after the last flush. Product shipped from factory with feature turned off. Consult factory to activate.

► Control Circuit

- Solid State
- 8 Second Arming Delay
- 3 Second Flush Delay
- 4.5 VAC Output
- 6 VAC Input

► Sensor Range

Nominal 22" - 42" (559 mm - 1067 mm) Self-adaptive Window: ± 10" (254 mm)

► Operating Pressure

15 - 100 psi (104 - 689 kPa)

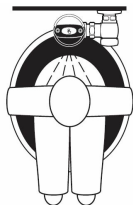
► Indicator Lights

Range Adjustment

► OPERATION



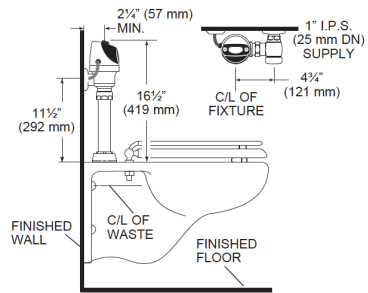
1. A continuous, invisible light beam is emitted from the Sloan ECOS® HW Flush Sensor.



2. As the user enters the beam's effective range, 22" - 42" (559 mm to 1067 mm), the beam is reflected into the Scanner Window to activate the Output Circuit. Once activated, the Output Circuit continues in a "hold" mode for as long as the user remains within the effective range of the sensor. A full flush will automatically initiate when the user leaves.

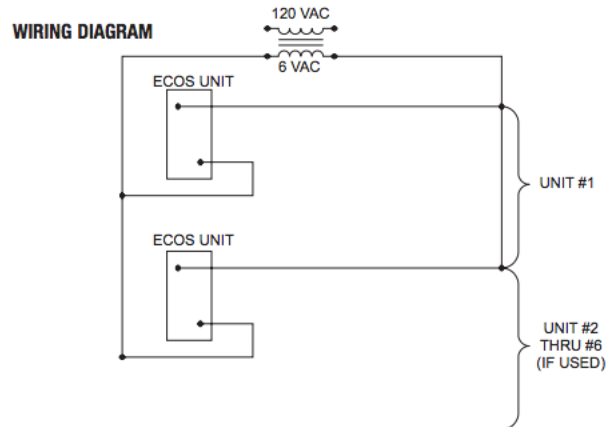


3. When the user steps away from the Sloan ECOS® Sensor, the circuit waits 3 seconds (to prevent false flushing) then initiates an electrical signal that operates the Solenoid. This initiates the flushing cycle to flush the fixture. The Circuit then automatically resets and is ready for the next user.



When installing the Sloan ECOS® Hardwire in a handicap stall:
Per the ADA Guidelines (section 604.9.4) it is recommended that the grab bars be split or shifted to the wide side of the stall.

► WIRING DIAGRAM



One 25 VA Transformer serves up to six Sloan ECOS® units.